

CJ-Pro Generic **Mandatory** Catalogue

1

Insert clipart
image here
(click this text
once and press
delete to remove)

**Double click
text to edit**

2

MCJ000



MCJ001



MCJ002



MCJ003



MCJ004




MCJ005



MCJ006



MCJ007



MCJ008



MCJ009



MCJ010



MCJ011



MCJ012



MCJ001



MCJ002



MCJ003



MCJ004




MCJ005



MCJ006



MCJ007



MCJ008



MCJ009



MCJ010



MCJ011



MCJ012



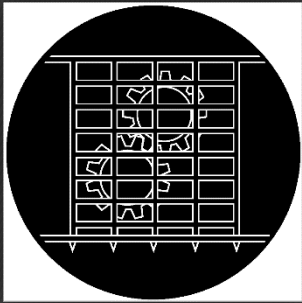
MCJ013



MCJ014



MCJ015




MCJ016



MCJ017



MCJ018




MCJ019



MCJ020



MCJ021



MCJ022



MCJ023



MCJ024



MCJ025



MCJ026



MCJ027



**All visitors
must report
to site office**

MCJ028



**All visitors
must report
to site security**

MCJ029



**All visitors
must report
to site reception**

MCJ030

5



**Keep these
premises
tidy**

MCJ031



**Keep work
station tidy**

MCJ032



**Keep work
area tidy**

MCJ033



**Ear protection
must be worn
at all times**

MCJ034



**Ear protection
must be worn**

MCJ035



**Ear protection
must be worn
in this area**

MCJ036



**Ear protection
must be worn
beyond this point**

MCJ037



**Wear ear
protection when
operating this
machine**

MCJ038



**Eye protection
must be worn**

MCJ039



**Eye protection
must be worn
in this area**

MCJ040



**Eye protection
must be worn
beyond this point**

MCJ041

6



**Wear eye
protection
when operating
this machine**

MCJ042



**Wear
face shield**

MCJ043



**Hand protection
must be worn**

MCJ044



Wear gloves

MCJ045



**Wear gloves
when operating
this machine**

MCJ046



**Protective footwear
must be worn**

MCJ047



**Protective footwear
must be worn
beyond this point**

MCJ048



**Protective footwear
must be worn
on this site**

MCJ049



**Safety helmets
must be worn**

MCJ050



**Safety helmets
must be worn
in this area**

MCJ051



**Safety helmets
must be worn
beyond this point**

MCJ052

7



**Safety helmets
must be worn
on this site**

MCJ053



**This is a
hard hat area**

MCJ054



**Safety helmets
must be worn
at all times**

MCJ055



**Masks
must be worn**

MCJ056



**Wear mask
when operating
this machine**

MCJ057



**Respirators
must be worn**

MCJ058



**Wear welding
mask**

MCJ059



**High visibility
clothing must
be worn**

MCJ060



**High visibility
clothing must be
worn in this area**

MCJ061



**High visibility
clothing must
be worn beyond
this point**

MCJ062



**High visibility
clothing must
be worn at
all times**

MCJ063

8



**Protective
clothing must be
worn**

MCJ064



**Protective
clothing must be
worn in this area**

MCJ065



**Protective
clothing must
be worn beyond
this point**

MCJ066



**Safety harness
must be worn**

MCJ067



**Wear
safety harness**

MCJ068



**Now wash
your hands**

MCJ069



**Wash your
hands before
entering**

MCJ070



**Hand wash
only**

MCJ071



**Utensil
wash only**

MCJ072



**Use hand
sanitiser before
entering**

MCJ073



**Use hand
sanitiser**

MCJ074

9



**Use
barrier cream**

MCJ075



**Please use
bins provided**

MCJ076



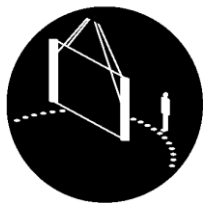
**Guards must
be used**

MCJ077



**Use
adjustable
guard**

MCJ078



**Keep clear
of overhead
loads**

MCJ079



Keep locked

MCJ080



**Switch off
when not
in use**

MCJ081



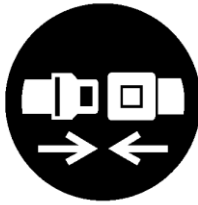
**Use
handrail**

MCJ082



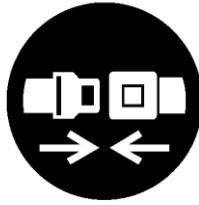
**Sound
horn**

MCJ083



**Wear
seat belt**

MCJ084



**Seat belts
must be worn
when vehicle
is in motion**

MCJ085

10



Escalator Safety



**Stand Facing The Direction Of Travel
Keep Feet Away From Sides
Hold The Handrail**



**Small Children Must Be Held Firmly
Prams And Pushchairs
Must Be Carried**



Dogs Must Be Carried

MCJ086



Escalator Safety



**Stand Facing The Direction Of Travel
Keep Feet Away From Sides
Hold The Handrail**



**Small Children
Must Be Held Firmly**



Dogs Must Be Carried

MCJ087



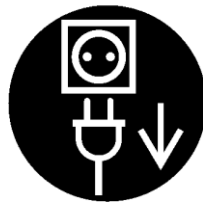
**Connect an
earth terminal to
the ground**

MCJ088



**Disconnect before
maintenance
or repair**

MCJ089



**Disconnect
mains plug from
electrical outlet**

MCJ090



**Ear, eye and
head protection
must be worn**

MCJ091



**Keep this
area litter free**

MCJ092



**Lift heavy
objects correctly**

MCJ093



**Now wash
your hands**

MCJ094

11



**Refer to
instruction
manual**

MCJ095



**Safety gloves
must be worn**

MCJ096



**Seatbelts
must be worn**

MCJ097



**Stack
correctly**

MCJ098



**Switch off when
not in use**

MCJ099



**Use
footbridge**

MCJ100



**Use
protective apron**

MCJ101



**Wear face
guard**

MCJ102



**Wear
hairnets**

MCJ103



**Confined space
Permit to enter required**

MCJ104



**Confined space
Permit to enter
required**

MCJ105

12



**Fire escape door
Keep clear of obstruction**

MCJ106



**Fire escape
door
Keep clear of
obstruction**

MCJ107



**Fire escape
keep clear**

MCJ108



**In case of
emergency DIAL 999**

MCJ109



**In case of
emergency
DIAL 999**

MCJ110



**Keep clear
Exit from emergency
escape route**

MCJ111



**Keep clear
Exit from
emergency
escape route**

MCJ112



MCJ113

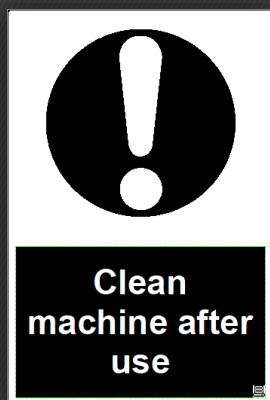


MCJ114

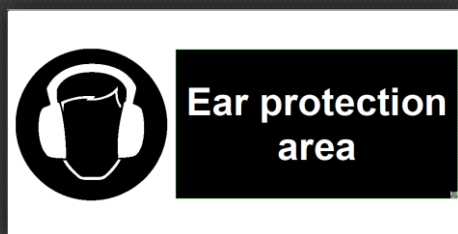
13




MCJ115



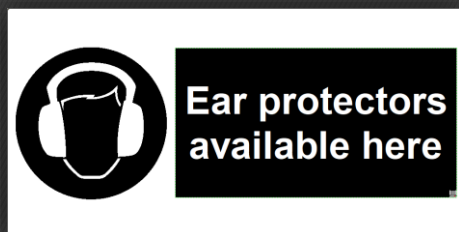
MCJ116




MCJ117



MCJ118



MCJ119



MCJ120



MCJ121



MCJ122



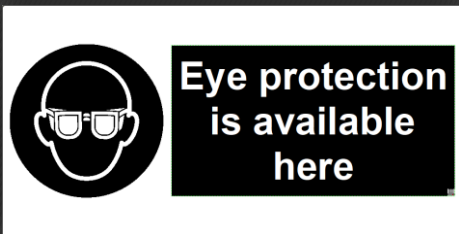
MCJ123



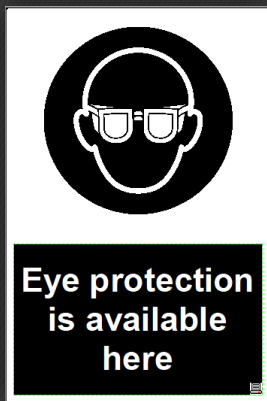
MCJ124



14



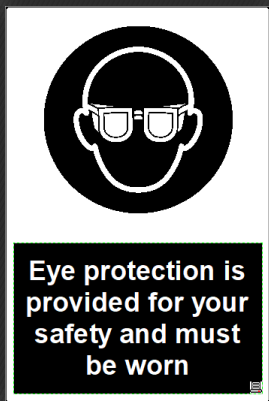
MCJ125



MCJ126




MCJ127



MCJ128



MCJ129



MCJ130



MCJ131



MCJ132



MCJ133



MCJ134



MCJ135



MCJ136



15



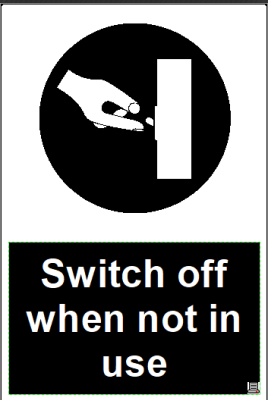
MCJ137



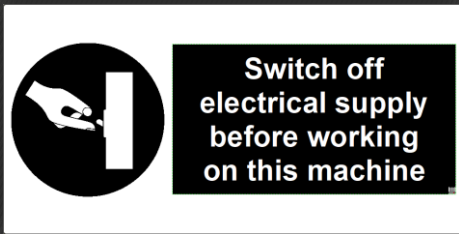
MCJ138



MCJ139



MCJ140



MCJ141



MCJ142



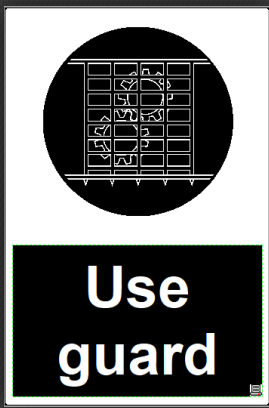
MCJ143



MCJ144



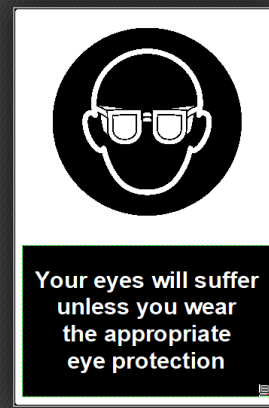
MCJ145



MCJ146



MCJ147

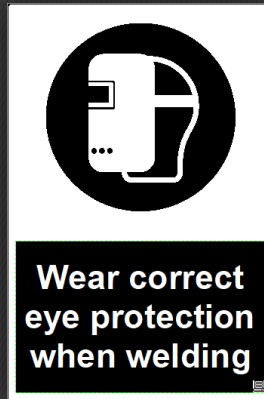


MCJ148

16



MCJ149



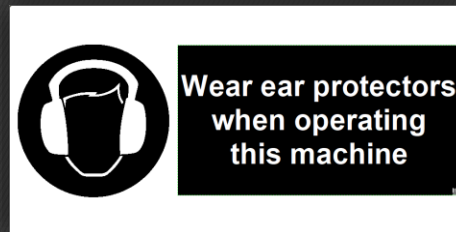
MCJ150



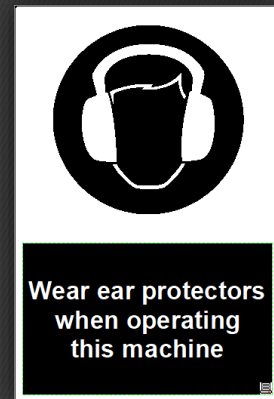
MCJ151



MCJ152



MCJ153



MCJ154



MCJ155



MCJ156



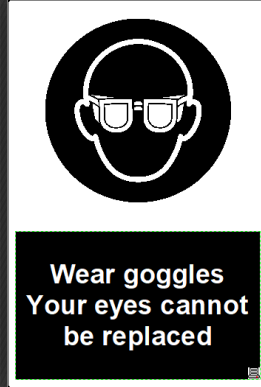
MCJ157



MCJ158



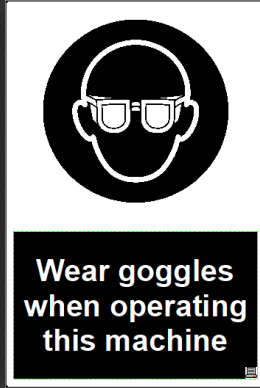
MCJ159



MCJ160



MCJ161



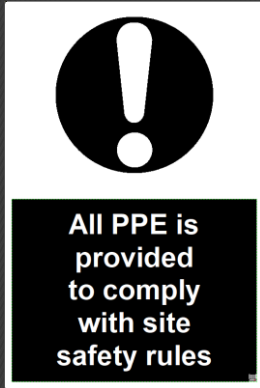
MCJ162



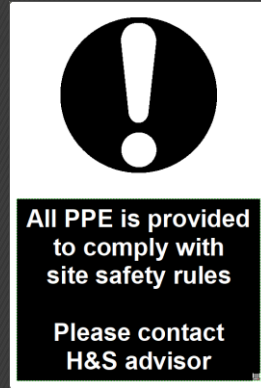
MCJ163



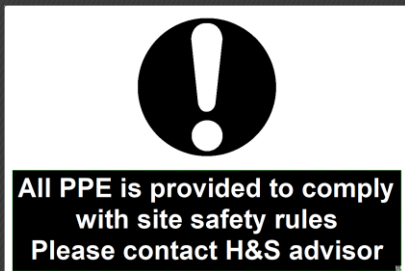
MCJ164



MCJ165



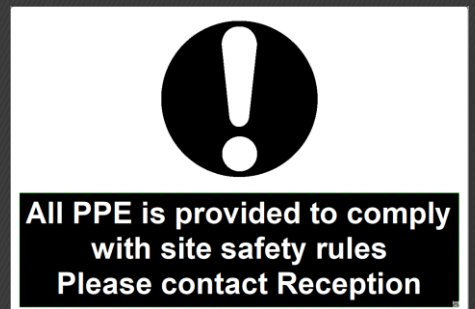
MCJ166



MCJ167



MCJ168



MCJ169



All PPE is provided
to comply with site
safety rules

MCJ170



Please contact
Reception for
training and
guidance on site
safety rules

MCJ171



Please contact Reception for
training and guidance on site
safety rules

MCJ172

All Contractors Must
Follow Site PPE Rules



Please contact Reception
for PPE advice

MCJ173

All Contractors Must
Follow Site PPE Rules



Please contact Reception for PPE advice

MCJ174

All Contractors Must
Follow Site PPE Rules



Please contact your H&S rep
for PPE advice

MCJ175

All Contractors Must
Follow Site PPE Rules



Please contact your H&S rep for PPE advice

MCJ176



Please ensure
all PPE is
returned
to Reception

MCJ177



Please ensure
all PPE is returned
to Reception

MCJ178



Please ensure
all PPE is
returned to
storage area

MCJ179



**Please ensure
all PPE is returned
to storage area**

MCJ180



HIERARCHY OF CONTROLS

- Elimination
- Substitution
- Engineering Controls
- Administrative Controls
- PPE

Please contact your H&S rep for more information

MCJ181

HIERARCHY OF CONTROLS

- Elimination
- Substitution
- Engineering Controls
- Administrative Controls
- PPE



Please contact your H&S rep for more information

MCJ182

REMEMBER
HIERARCHY OF CONTROLS

- Elimination
- Substitution
- Engineering Controls
- Administrative Controls
- PPE

MCJ183

REMEMBER
HIERARCHY OF CONTROLS

- Elimination
- Substitution
- Engineering Controls
- Administrative Controls
- PPE



Please contact your H&S rep for more information

MCJ184



**All contractors
must report
to Reception
for their
Health & Safety
induction**

MCJ185



**All contractors must report
to Reception for their
Health & Safety induction**

MCJ186



**Please ensure you
have had training
and guidance for
site safety rules**

MCJ187



**Please ensure you have had
training and guidance for site
safety rules**

MCJ188



**Wear
goggles**

MCJ189



**Wear gloves
Wear goggles
Wear overalls**

MCJ190

20



**Place all
rubbish in
bins provided**

MCJ191



**Persons entering
this area must comply
with safety regulations**

MCJ192



**Permit to work
must be obtained**

MCJ193



**Pedestrians
must use
this route**

MCJ194




**Long hair
must be
tied back**

MCJ195



**Fire door
keep shut**

MCJ196



**Disconnect
before
opening**

MCJ197



**Lift
point**

MCJ198



**Close these
gates at night**

MCJ199

21



DANGEROUS MACHINE

1. Only trained operators are allowed to use this machine.
2. Operators under training may only use this machine under skilled supervision.
3. Check that the guards are in place before operating.
4. Before commencing to clean or dismantle this machine, the operator must check that power has been switched off or the power plug removed.
5. Switch off when not in use.

MCJ200



**DANGEROUS
MACHINE**

Only trained operators are
allowed to use this machine.

Operators under training may
only use this machine
under skilled supervision.



Only persons over the age of
18 are allowed to operate
or clean this machine.



Check that the guards are
in place before operating.

Before commencing to clean
or dismantle this machine,
the operator must check that
the power has been switched
off and power plug removed.


Switch off when not in use.

MCJ201



**Do not
operate this
machine
unless
authorised**

MCJ202



**Dogs must
be carried**

MCJ203



Escalator safety

1. Stand facing the direction of travel
2. Hold the handrail
3. Keep feet away from sides
4. Small children must be held firmly
5. Dogs must be carried

MCJ204



**Keep hands
clear when
machine is
operating**

**Disconnect power
supply before cleaning**

MCJ205



**Maintain your
workstation in a tidy
condition at all times**

MCJ206



The Noise at Work Regulations 2005

Between 80 dB (A) and 85 dB (A)

The employer has a duty to provide employees with ear protectors if requested.
The employee has the right to request suitable and efficient personal ear protectors.

At 85 dB (A) and above

The employer must provide employees with suitable ear protectors and ensure that the employee wears them.
The employee has a duty to wear the ear protectors provided and report any defects.

MCJ207



MCJ208

22



**Remove
keys from
ignition**

MCJ209



SLICING MACHINE

Switch off / disconnect power at mains before cleaning. The guard provided must be in the correct position before operating the machine. Always return the slicing thickness indicator position to zero when the work is finished to avoid injury to hands.

MCJ210



Waste disposal machine

Switch off / disconnect power supply at mains before cleaning.
Ensure that cutlery, bones, string etc are not mixed with food waste.
Switch off power supply if machine jams or stops, follow manufacturer's inspection instructions.

MCJ211